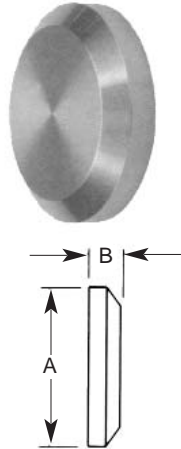


# I-LINE

**I6AI-I5I**  
Cap - Female

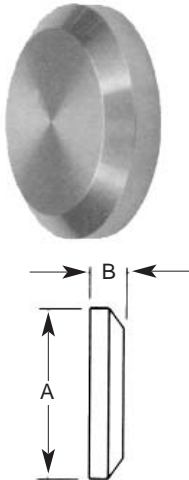


Mat'l Available

- 304/316L
- 304/316L
- 304/316L
- 304/316L
- 304/316L
- 304/316L

| Size/Tube OD | A       | B       |
|--------------|---------|---------|
| 1"           | 1.98500 | 0.50000 |
| 1-1/2"       | 1.98500 | 0.50000 |
| 2"           | 2.64000 | 0.56200 |
| 2-1/2"       | 3.30700 | 0.75000 |
| 3"           | 3.87000 | 0.70000 |
| 4"           | 4.87000 | 0.75000 |

**I6AI-I4I**  
Cap - Male

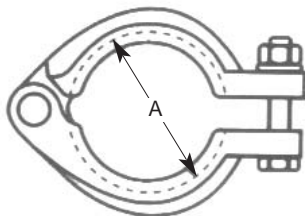


Mat'l Available

- 304/316L
- 304/316L
- 304/316L
- 304/316L
- 304/316L
- 304/316L

| Size/Tube OD | A       | B       |
|--------------|---------|---------|
| 1"           | 1.98500 | 0.50000 |
| 1-1/2"       | 1.98500 | 0.50000 |
| 2"           | 2.64000 | 0.56200 |
| 2-1/2"       | 3.30700 | 0.75000 |
| 3"           | 3.87000 | 0.70000 |
| 4"           | 4.87000 | 0.75000 |

**I3IB**  
Clamp - Heavy Duty - Bolted



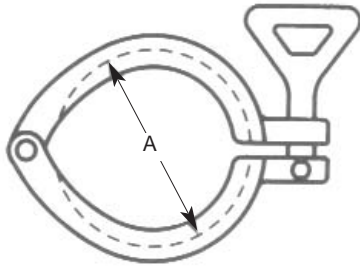
Mat'l Available

- 304
- 304
- 304
- 304
- 304
- 304

| Size/Tube OD | A       |
|--------------|---------|
| 1"           | 2.12200 |
| 1-1/2"       | 2.12200 |
| 2"           | 2.65400 |
| 2-1/2"       | 3.18500 |
| 3"           | 3.71700 |
| 4"           | 4.82000 |

# I-LINE

I3IS  
Clamp - Heavy Duty

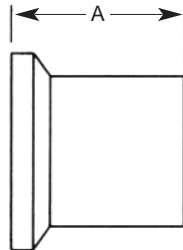


Mat'l Available

304  
304  
304  
304  
304  
304

| Size/Tube OD | A       |
|--------------|---------|
| 1"           | 2.12200 |
| 1-1/2"       | 2.12200 |
| 2"           | 2.65400 |
| 2-1/2"       | 3.18500 |
| 3"           | 3.71700 |
| 4"           | 4.82000 |

I5WLI  
Ferrule - Long Female

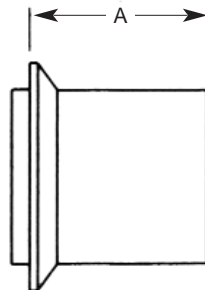


Mat'l Available

304/316L  
304/316L  
304/316L  
304/316L  
304/316L  
304/316L  
304/316L

| Size/Tube OD | A       |
|--------------|---------|
| 1"           | 1.75000 |
| 1-1/2"       | 2.03100 |
| 2"           | 2.31200 |
| 2-1/2"       | 2.50000 |
| 3"           | 2.68800 |
| 4"           | 3.00000 |
| 6"           | 3.00000 |

I4WLI  
Ferrule - Long Male



Mat'l Available

304/316L  
304/316L  
304/316L  
304/316L  
304/316L  
304/316L  
304/316L

| Size/Tube OD | A       |
|--------------|---------|
| 1"           | 1.56200 |
| 1-1/2"       | 1.84300 |
| 2"           | 2.06200 |
| 2-1/2"       | 2.18800 |
| 3"           | 2.37500 |
| 4"           | 2.68800 |
| 6"           | 2.68800 |

# I-LINE

I5WI  
 Ferrule - Short Weld Female

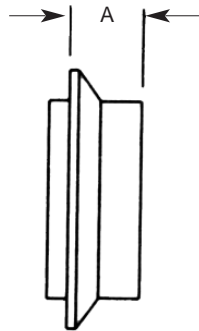


Mat'l Available

- 304/316L
- 304/316L
- 304/316L
- 304/316L
- 304/316L
- 304/316L
- 304/316L

| Size/Tube OD | A       |
|--------------|---------|
| 1"           | 0.78500 |
| 1-1/2"       | 0.95000 |
| 2"           | 1.04000 |
| 2-1/2"       | 1.16000 |
| 3"           | 1.22000 |
| 4"           | 1.35000 |
| 6"           | 1.12500 |

I4WI  
 Ferrule - Short Weld Male



Mat'l Available

- 304/316L
- 304/316L
- 304/316L
- 304/316L
- 304/316L
- 304/316L
- 304/316L

| Size/Tube OD | A       |
|--------------|---------|
| 1"           | 0.60000 |
| 1-1/2"       | 0.76500 |
| 2"           | 0.79000 |
| 2-1/2"       | 0.84800 |
| 3"           | 0.90600 |
| 4"           | 1.03100 |
| 6"           | 0.94000 |